


Smart Spliceable Light Panel

Features

- Controlled by Tuya WIFI/Bluetooth, Music
Compatible with Google Home/Amazon Alexa/Apple siri
- Multiple scene modes in APP
- Can be spliced DIY modeling
- RGB color+Mixed white, DMX512 IC, optional 16.7 million light colors
- Ultra thin 9mm
- 3 years warranty

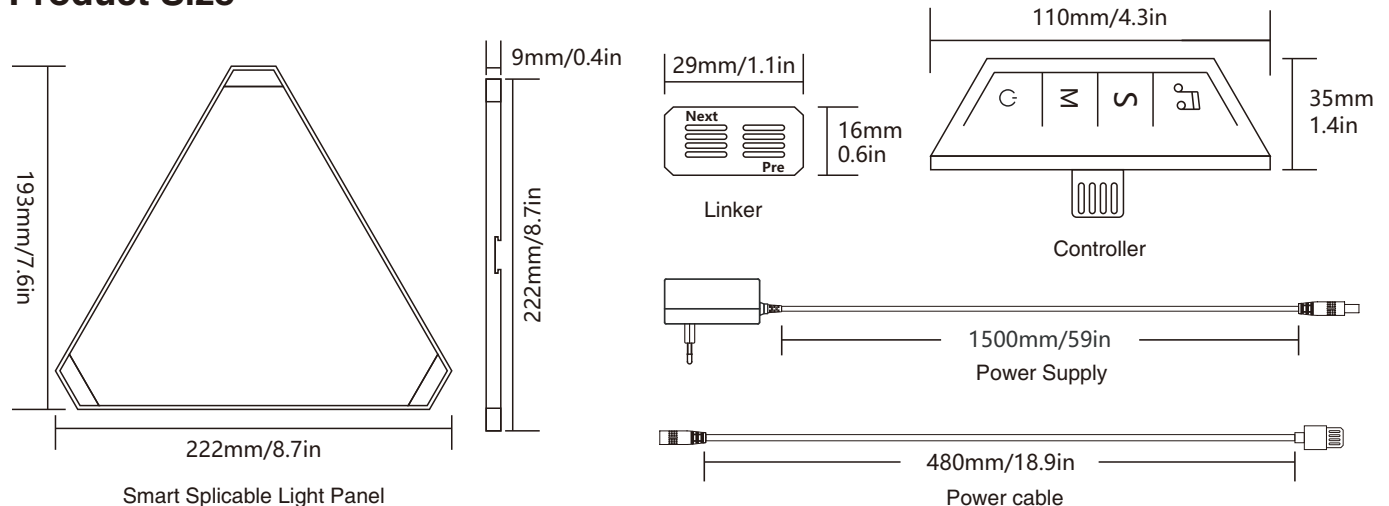


Application



*Scope:Hotel, KTV, living room, study, bedroom and other indoor and outdoor places.

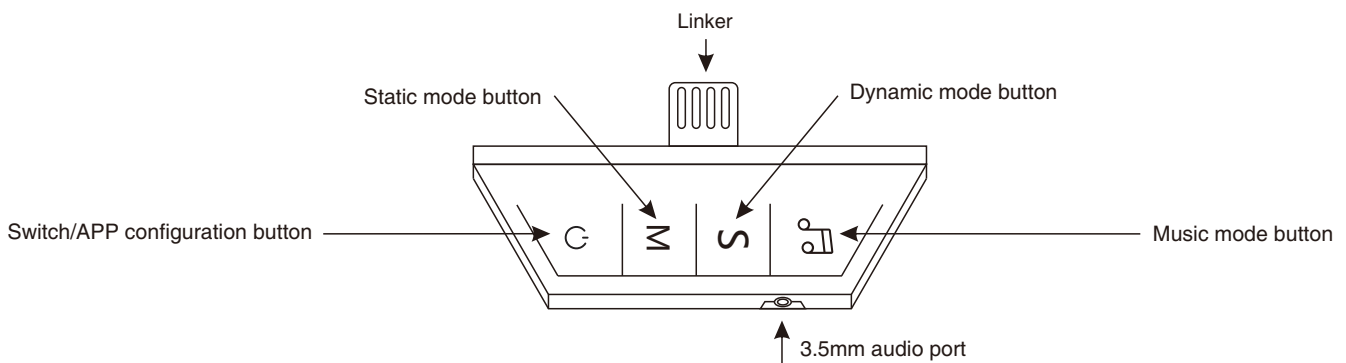
Product Size



Product Parameters

Model	LR-SSP-3P-MWB-S9/LR-SSP-3P-MWB-S6	Voltage	DC24V
Material	PC Diffuser+PMMA LGP	Driver Power	24W
Panels/set	9 pcs or 6 pcs	Control Framework	Tuya
Luminous Flux	450Lm±10%/set	Voice assistant	Amazon, Google, Siri Tmall, xiaoai, Tuya, etc.
Max Power per Panel	2W	Communication Protocol	WIFI/Bluetooth
Dimmability	Yes (via App or Voice)	PC fire rating	V2
Operating temperature	-20°C~60°C	CRI	80+
Color	RGB+Mixed white	Max Colors	16.7 million
Lifetime	25,000 hours	Certifications	FCC,CE,RoHS,CCC


Controller Function



Short press this button to switch the light;
When the light is on, press and hold for about 10 seconds to enter the network configuration state. At this time, the light board is red and blinking. According to the flashing speed of the light board (slow flash or fast flash), perform the mobile APP network allocation operation do. Fast flashing-enter the network state directly at 0.5s intervals; slow flashing-the controller shares the WIFI hotspot (SmartLife-XXXX and SL-XXXX) every 2 seconds. After the phone is connected,Just re-enter the APP.




Short press this button in the power-on state to switch the static color of the light board, a total of 8 static colors (red, green, blue, white, yellow, cyan, purple, pink)

- S** Short press when it is on to switch the dynamic effects of the light board, a total of 12 dynamic effects are cyclically switched
1. Seven-color gradient (forward gradient)
 2. Seven-color gradient (backward gradient)
 3. Monochrome gradient
 4. White light horse racing
 5. Three-color horse racing (horse racing forward)
 6. Three-color horse racing (backward horse racing)
 7. Stacking
 8. Seven-color scroll
 9. Red meteor trailing
 10. White light meteor trailing
 - 11.Red light bobbin tail
 12. Seven-color bobbin
-  Music mode: competitive mode/KTV mode /home theater mode

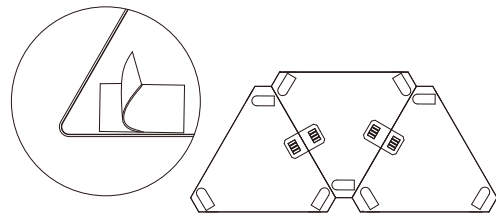
Accessories Information

Accessories	Picture	Quantity
Controller		1
Adapter		1
Power cable		1
Linker		9(start kit 1 9 pieces) 6(start kit 2 6 pieces) 3(Extention kit Packing)
3M tape		27(start kit 1 9 pieces) 18(start kit 2 6 pieces) 9(Extention kit Packing)

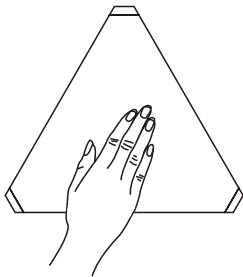
Installation




① Make sure walls or other mounting surfaces are clean and free of dust or water



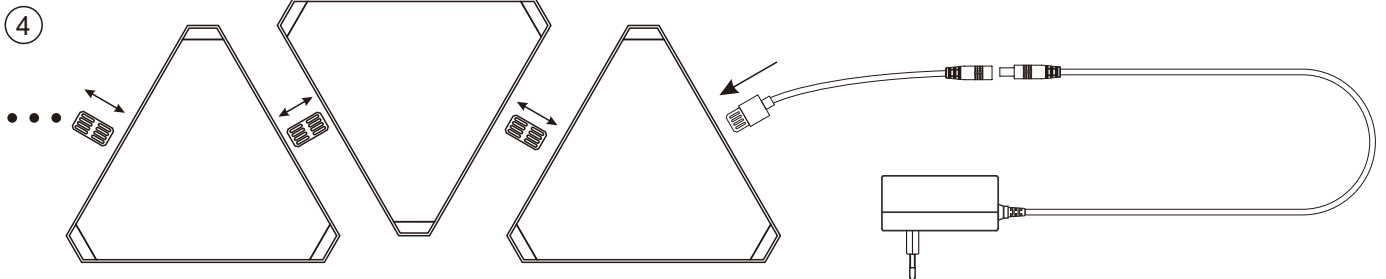
② Attach the double-sided tape to the back of each light board



③ When installing the light board, be sure to press hard for 30 seconds after the wall to ensure stability



Note: The double-sided adhesive is not suitable for brick wall, wallpaper, wood board, ceiling, An uneven surface, such as a dusty wall



1. Connect the power supply to the intelligent splicing panel light by following the steps shown in the preceding figure.

2. Search for the smart life/Tuya smart etc APP in the Apple Store or APP Store, download and install it, or scan the QR code below to download and install it

Supported Device Types



ipad



IOS



Android



Smart Life



Tuya Smart



Google Assistant



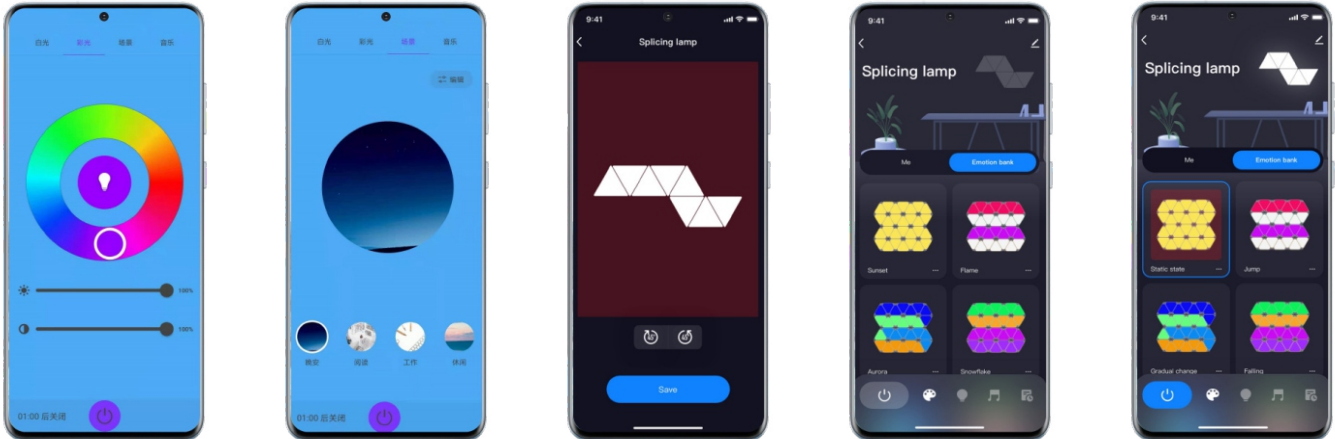
Amazon Alexa



Apple siri

3. Log in to the APP, select "Add Device", and add the splicing panel light to the APP as prompted. Then you can start to use it

Tuya APP interface



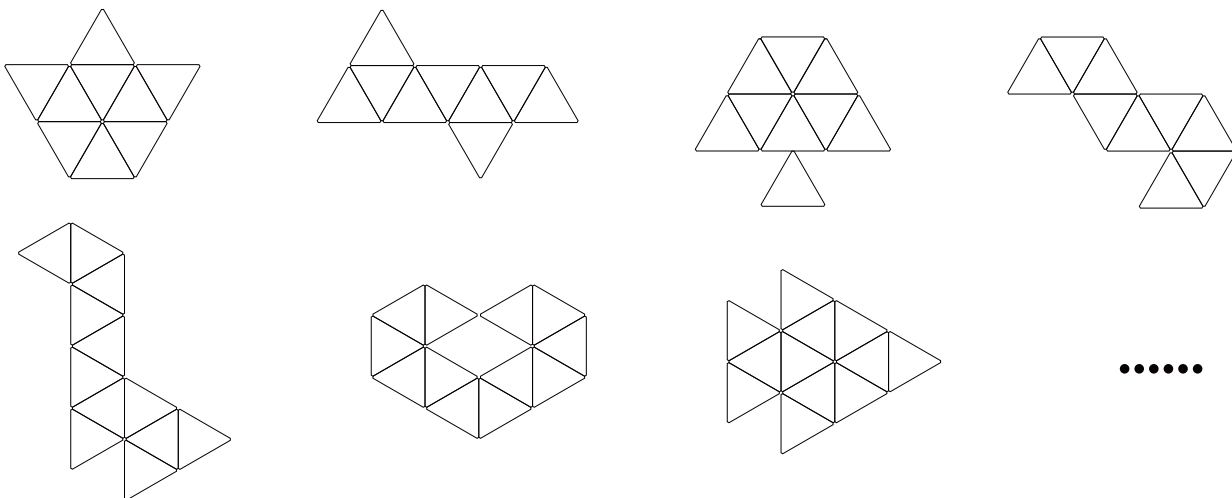
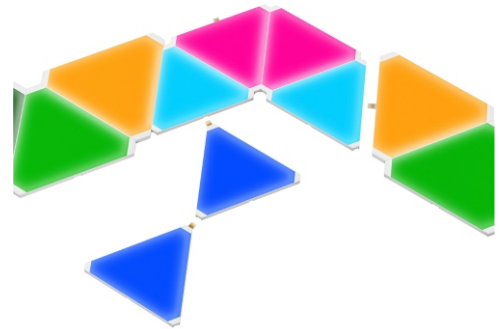
Service Support

Modular panels, extra shape and size in 45 days

ID-customizable PCBA controller, Tuya Certified

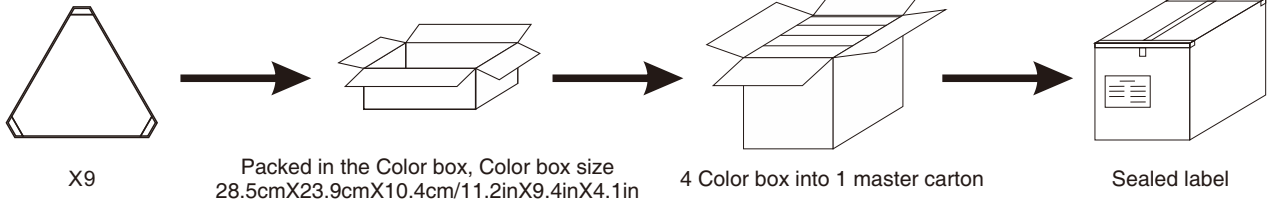
All shapes and sizes go together

Customizable algorithm and firmware with built-in sound sensor, automatically switches scenes to best fit the right game and movie genre.



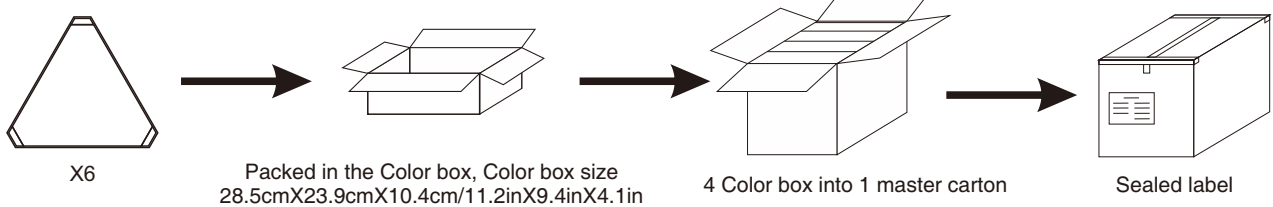
Packing

1.Start Kit 1(9pcs/set)



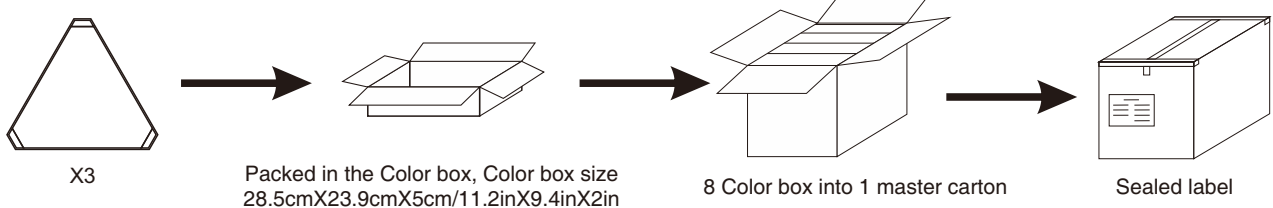
Product No.	Product Size (cm/in)	Product N.W/Pcs (kg/Pcs)	Pcs/Master Carton	Master Carton G.W (kg)	Master Size (cm/in)
LR-SSP-3P-MWB-S9	22.2X19.3X0.9 8.7X7.6X0.4	0.27	36	11	41.7X29.5X26.5 16.4X11.6X10.4

2.Start Kit 2(6pcs/set)



Product No.	Product Size (cm/in)	Product N.W/Pcs (kg/Pcs)	Pcs/Master Carton	Master Carton G.W (kg)	Master Size (cm/in)
LR-SSP-3P-MWB-S6	22.2X19.3X0.9 8.7X7.6X0.4	0.27	24	8	41.7X29.5X26.5 16.4X11.6X10.4

3.Extention kit(3pcs/set)



Product No.	Product Size (cm/in)	Product N.W/Pcs (kg/Pcs)	Pcs/Master Carton	Master Carton G.W (kg)	Master Size (cm/in)
LR-SSP-3P-MWB-S3	22.2X19.3X0.9 8.7X7.6X0.4	0.27	24	8	41.7X29.5X26.5 16.4X11.6X10.4

Precautions

- Do not use double-sided tape to fix the light board on rough walls, wallpaper, brick walls, gray walls and uneven walls;
- Do not use double-sided tape to fix the tape (tiles in bathrooms, toilets, etc.) in a humid environment;
- Do not install the product on the ceiling without a reinforcement kit to prevent it from falling.
- The double-sided adhesive tape installation tape is not strong enough to fix the light board on the ceiling; do not use metal or conductors to approach any exposed parts, such as controller connectors, power connectors, Connector and slot on the back of the light board;
- The product is not waterproof, please do not wash or contact with water;
- Do not leave the power cord idle on the ground to avoid tripping;
- Children without adult supervision are not allowed to use this product alone. If some parts of this product are imported, there is a risk of suffocation.
- If you have any questions, please contact inquiry@liris-lighting.com or contact our sales to get the latest data sheet.